

RC02 testing bench - setup and connection for E-RI-PES-S

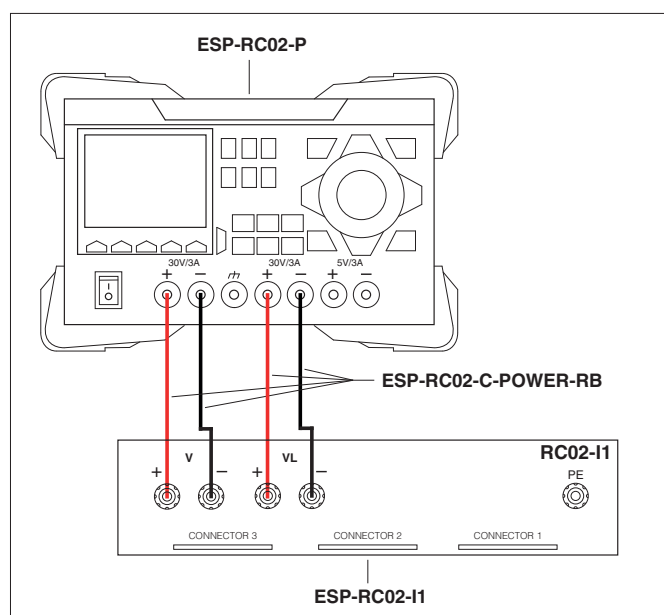
1 INSTALLATION TOOLS

CODE	DESCRIPTION	NOTE
E-C-SB-USB/M12	USB cable	
E-A-SB-USB/OPT	USB isolator adapter	Highly recommended for PC protection
ESP-RC02-P	Programmable DC Power Supply - RIGOL DP832	
ESP-RC02-M	RC02-M - Main Test Bench	
ESP-RC02-I1	RC02-I1 - Interface 1 Test Bench	
ESP-RC02-C-POWER-RB	24VDC power supply cables	4 single cables (2 red and 2 black cables)
ESP-RC02-C-COILS-I1-01	Coils connection cable	Single cable - for series 43 or lower
ESP-RC02-C-COILS-I1-03	Coils connection cable	Single cable - for series 44 or higher
ESP-RC02-C-I1-A-01	Main connectors cable	Multicable - only for /S and /SX options
ESP-RC02-C-I1-A-02	Main connector cable	Single cable - only for standard and /X options
ESP-RC02-C-I1-B-01	Feedback cable (FEED L, T, L-T, D, E, P)	Multicable
ESP-RC02-C-I1-B-01-ETX	Extension for feedback cable, branch FEED T	Single cable

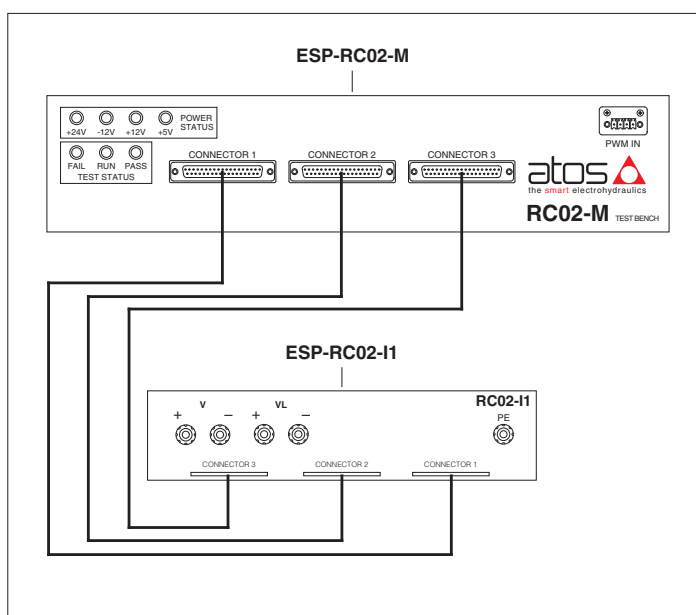


WARNING! The RC02-M must be switched off before to connect or disconnect the interface test bench RC02-I*

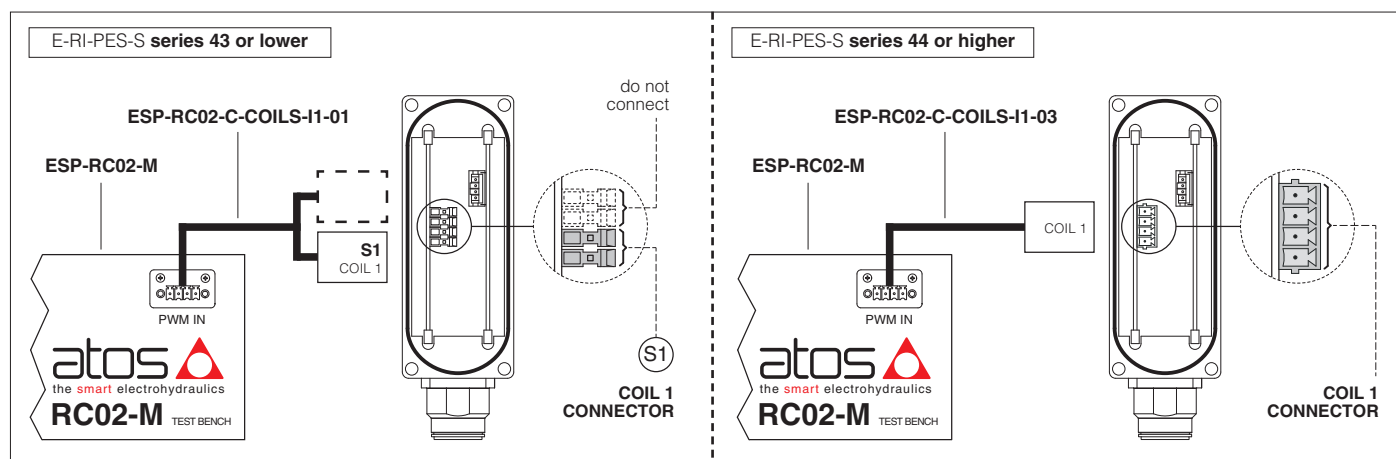
2 RC02-I1 TEST BENCH POWER SUPPLY CONNECTION



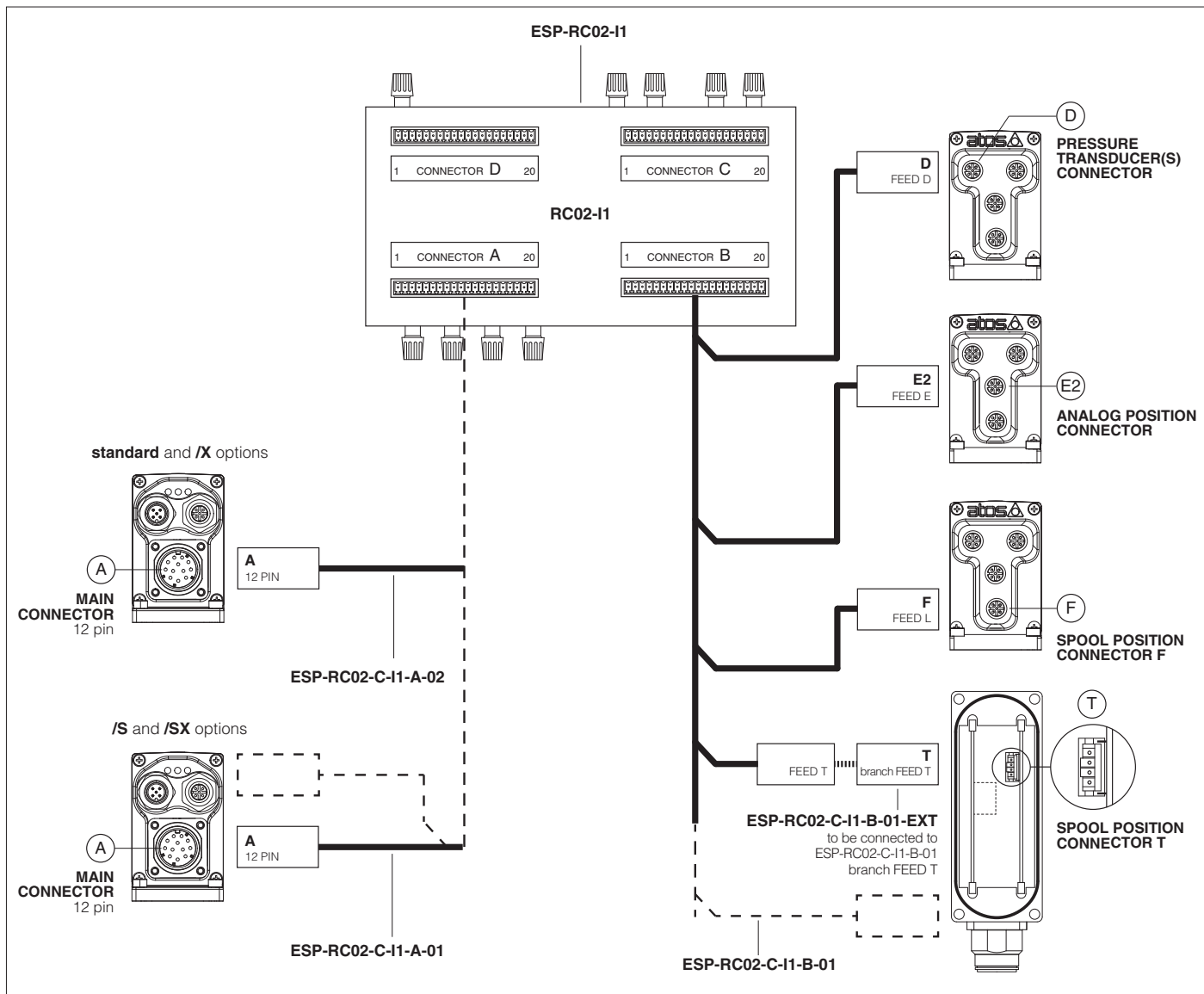
3 RC02-M AND RC02-I1 TEST BENCHES CONNECTION



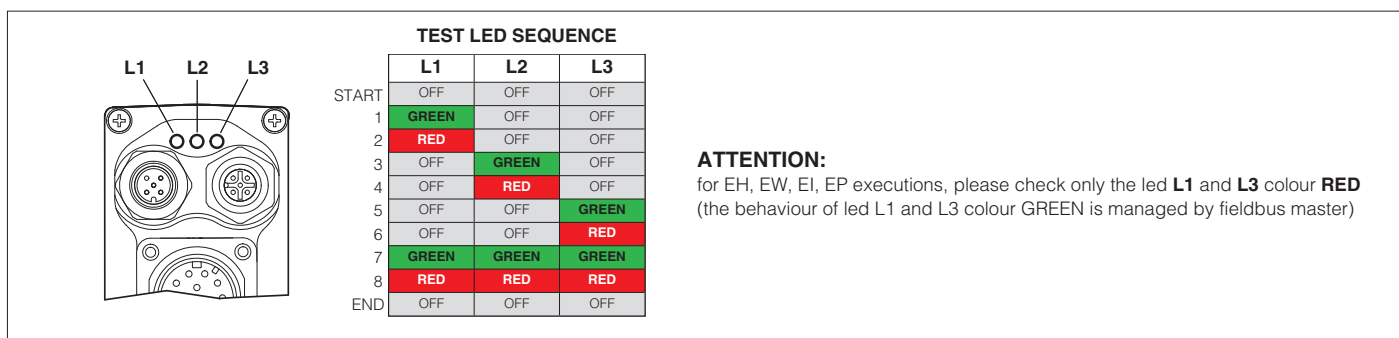
4 COIL(S) CONNECTION



5 MAIN CONNECTIONS



6 TEST LED



7 DRIVER TO PC CONNECTION

