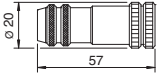


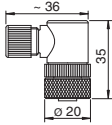


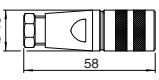
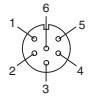

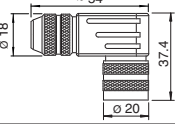
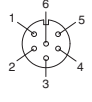

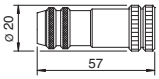


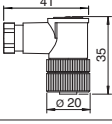




Electric and electronic connectors

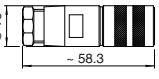
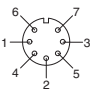

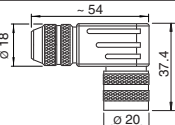
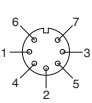

for CK* servocylinders

1 CONNECTORS FOR ANALOG POSITION TRANSDUCERS

CODE AND DIMENSIONS	APPLICATION	INTERNAL VIEW PINOUT (1)	FRONT VIEW	CABLE GLAND Ø CABLE	REFERENCE RULES
CON031 	Straight female metallic connector - 5 pin: - magnetosonic transducer for CKF servocylinders - electronic conditioning card for CKN servocylinders Transducer output signal: analog			PG9 ø 6 ÷ 8 mm	M12 IEC 61076-2-101 Protection degree IP 67 EN 60529
CON041 	Female plastic connector at 90° - 5 pin: - magnetosonic transducer for CKF servocylinders - electronic conditioning card for CKN servocylinders Transducer output signal: analog			PG9 ø 6 ÷ 8 mm	M12 IEC 61076-2-101 Protection degree IP 67 EN 60529
STCO9131-D06-PG7 	Straight female metallic connector - 6 pin: - magnetosonic transducer for CKM servocylinders - magnetostrictive transducer for CKN servocylinders Transducer output signal: analog			PG7 ø 4 ÷ 6 mm	Protection degree IP 67 EN 60529
STCO9131-6-PG7 	Female metallic connector at 90° - 6 pin: - magnetosonic transducer for CKM servocylinders - magnetostrictive transducer for CKN servocylinders Transducer output signal: analog			PG7 ø 4 ÷ 6 mm	Protection degree IP 67 EN 60529
STCO9131-D04-PG7 	Straight female metallic connector - 4 pin: - potentiometer transducer for CKP servocylinders - inductive transducer for CKV servocylinders Transducer output signal: analog			PG7 ø 4 ÷ 6 mm	M12 - coding A IEC 61076-2-101 Protection degree IP 67 EN 60529
STCO9131-4-PG7 	Female plastic connector at 90° - 4 pin: - potentiometer transducer for CKP servocylinders - inductive transducer for CKV servocylinders Transducer output signal: analog			PG7 ø 4 ÷ 6 mm	M12 - coding A IEC 61076-2-101 Protection degree IP 67 EN 60529

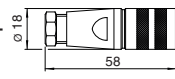
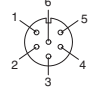

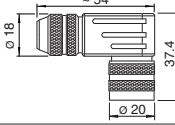
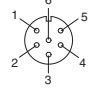


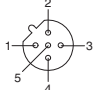


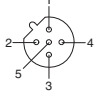

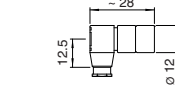
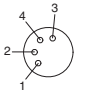

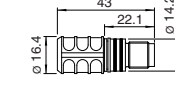
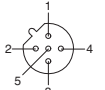

(1) the wiring of electrical terminals has to be realized according to specific servocylinder's technical table

2 CONNECTORS FOR SSI DIGITAL POSITION TRANSDUCERS

CODE AND DIMENSIONS	APPLICATION	INTERNAL VIEW PINOUT (1)	FRONT VIEW	CABLE GLAND Ø CABLE	REFERENCE RULES
STCO9131-D07-PG9 	Straight female metallic connector - 7 pin: - potentiometer transducer for CKM servocylinders Transducer output signal: digital SSI			PG9 ø 6 ÷ 8 mm	Protection degree IP 67 EN 60529
STCO9131-7-PG9 	Female metallic connector at 90° - 7 pin: - potentiometer transducer for CKM servocylinders Transducer output signal: digital SSI			PG9 ø 6 ÷ 8 mm	Protection degree IP 67 EN 60529

(1) the wiring of electrical terminals has to be realized according to specific servocylinder's technical table

3 CONNECTORS FOR FIELDBUS POSITION TRANSDUCERS

CODE AND DIMENSIONS	APPLICATION	INTERNAL VIEW PINOUT (1)	FRONT VIEW	CABLE GLAND Ø CABLE	REFERENCE RULES
STCO9131-D06-PG9 	Straight female metallic connector - 6 pin: - CANopen input and output fieldbus interface for CKM servocylinders			PG9 $\varnothing 6 \div 8 \text{ mm}$	Protection degree IP 67 EN 60529
STCO9131-6-PG9 	Female metallic connector at 90° - 6 pin: - CANopen input and output fieldbus interface for CKM servocylinders			PG9 $\varnothing 6 \div 8 \text{ mm}$	Protection degree IP 67 EN 60529
560884 	Straight male metallic connector - 5 pin: - PROFIBUS DP for CKM servocylinders (input)			PG9 $\varnothing 6,5 \div 8,5 \text{ mm}$	M12 - coding B IEC 61076-2-101 Protection degree IP 67 EN 60529
560885 	Straight female metallic connector - 5 pin: - PROFIBUS DP for CKM servocylinders (output)			PG9 $\varnothing 6,5 \div 8,5 \text{ mm}$	M12 - coding B IEC 61076-2-101 Protection degree IP 67 EN 60529
560886 	Female plastic connector at 90° - 4 pin: - PROFIBUS DP for CKM servocylinders (power supply)			PG7 $\varnothing 3,5 \div 5 \text{ mm}$	M8 IEC 61076-2-104 Protection degree IP 67 EN 60529
560888 	Straight female plastic connector - 4 pin: - PROFIBUS DP for CKM servocylinders (terminator)			PG9 $\varnothing 6,5 \div 8,5 \text{ mm}$	M12 - coding B IEC 61076-2-101 Protection degree IP 67 EN 60529

(1) the wiring of electrical terminals has to be realized according to specific servocylinder's technical table