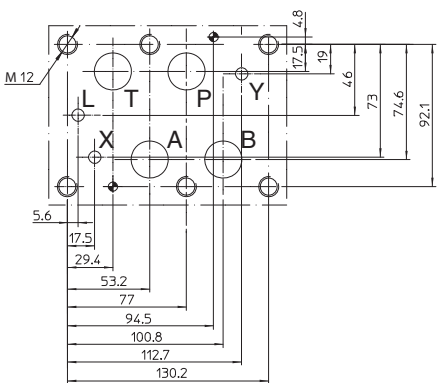
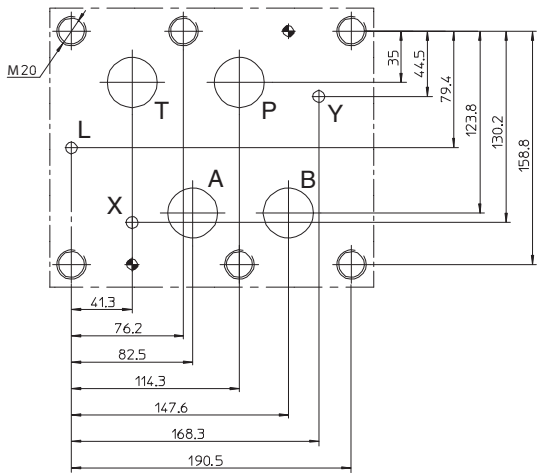
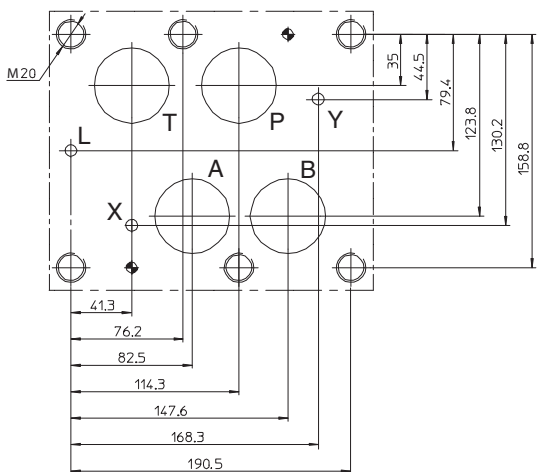


# Mounting surfaces for electrohydraulic valves

ISO standard, for directional, pressure and flow control valves plus pressure switches

**1** ISO 4401: 2005 - for directional, pressure and flow control valves

Mounting surfaces dimensions [mm]	ISO code / ports size [mm]	Valve type		
		industrial	ex-proof	stainless steel
<p><b>Y port only for 4401-03-03-05</b></p>	<p><b>4401-03-02-05</b> P, A, B, T = Ø 7,5 max without Y port</p>	DH* DLOH / DLOK DLEH / DLEHM QV-06 RZMO RZGO DHZE / DHZO DLHZO QVH* H* (modular)	DHA / DHW DLAH / DLWH RZMA RZGA DHZA DLHZA QVHZA	DHAX(S) DLAHX(S) DLAHMX(S) DLAHPX(S) DLHPX(S) HMPX(S)
		<p><b>4401-03-03-05</b> P, A, B, T = Ø 7,5 max Y = Ø 3,3 max</p>	DHZO / Y DLHZO / Y	DHZA / Y DLHZA / Y
<p><b>X and Y port only for 4401-05-05-05</b></p>	<p><b>4401-05-04-05</b> P, A, B, T = Ø 11,2 max without X and Y port</p>	<b>Valve type</b>		
		industrial	ex-proof	
		DKE DKZOR DLKZOR QVKZOR K* (modular)	DKZA DLKZA QVKZA	
	<p><b>4401-05-05-05</b> P, A, B, T = Ø 11,2 max X, Y = Ø 6,3 max</p>	DKE/Y DKZOR / Y DLKZOR / Y DP-1* DPH-1* DPZO-*-1*	DKZA / Y DLKZA / Y DPHA-1* / DPHW-1 DPZA-*1	
	<p><b>4401-07-07-05</b> P, A, B, T = Ø 17,5 max Y = Ø 6,3 max</p>	DP-2* DPH*-2* DPZO-*-2* JP*-2* (modular)	DPHA-2 / DPHW-2 DPZA-*-2	

Mounting surfaces dimensions [mm]	ISO code / ports size [mm]	Valve type	
		industrial	ex-proof
	<b>4401-08-08-0-05</b>  P, A, B, T = Ø 25 max X, Y, L = Ø 11,2 max	DP-4* DPH*-4* DPZO*-4* JP*-3* (modular)	DPHA-4 / DPHW-2 DPZA*-4
	<b>4401-08-08-0-05</b>  P, A, B, T = Ø 32 max X, Y, L = Ø 11,2 max	DPZO*-4M*	DPZA*-4M*
	<b>4401-10-09-0-05</b>  P, A, B, T = Ø 32 max X, Y, L = Ø 11,2 max	DP-6* DPH*-6* DPZO*-6*	DPHA-6 DPZA*-6
	<b>4401-10-09-0-05</b>  P, A, B, T = Ø 50 max X, Y, L = Ø 11,2 max	DPZO*-8*	-

2 ISO 6264: 2007 - for pressure relief valves

Mounting surfaces dimensions [mm]	ISO code / ports size [mm]	Valve type	
		industrial	ex-proof
	<p><b>6264-06-09-1-97</b></p> <p>P, T = Ø 14,7 max X = Ø 4,8 max</p>	<p>AGAM-10 AGMZO-*-10</p>	<p>AGAM-10 / AO AGAM-10 / WO AGMZA-*-10</p>
	<p><b>6264-08-11-1-97</b></p> <p>P, T = Ø 23,4 max X = Ø 6,3 max</p>	<p>AGAM-20 AGMZO-*-20</p>	<p>AGAM -20 / AO AGAM-20 / WO AGMZA-*-20</p>
	<p><b>6264-10-17-1-97</b></p> <p>P, T = Ø 32 max X = Ø 6,3 max</p>	<p>AGAM-32 AGMZO-*-32</p>	<p>AGAM-32 / AO AGAM-32 / WO AGMZA-*-32</p>

**3 ISO 5781: 2000 - for pressure reducing and piloted check valves**

Mounting surfaces dimensions [mm]	ISO code / ports size [mm]	Valve type	
		industrial	ex-proof
	<p><b>5781-06-07-0-00</b></p> <p>A, B = Ø 14,7 max X, Y = Ø 4,8 max</p>	<p>AGIS-10 AGIR-10 AGIU-10 AGRL*-10 AGRCZO*-*-10</p>	<p>AGRCZA*-*-10</p>
	<p><b>5781-08-10-0-00</b></p> <p>A, B = Ø 23,4 max X, Y = Ø 4,8 max</p>	<p>AGIS-20 AGIR-20 AGIU-20 AGRL*-20 AGRCZO*-*-20</p>	<p>AGRZA*-*-20</p>
	<p><b>5781-10-13-0-00</b></p> <p>A, B = Ø 32 max X, Y = Ø 4,8 max</p>	<p>AGIS-32 AGIR-32 AGIU-32 AGRL*-32</p>	<p>-</p>

**4 ISO 16873: 2002 - for pressure switches**

Mounting surfaces dimensions [mm]	ISO code / ports size [mm]	Valve type
	<p><b>16873-01-01-0-02</b></p> <p>P = Ø 4 max</p>	<p>MAP</p>