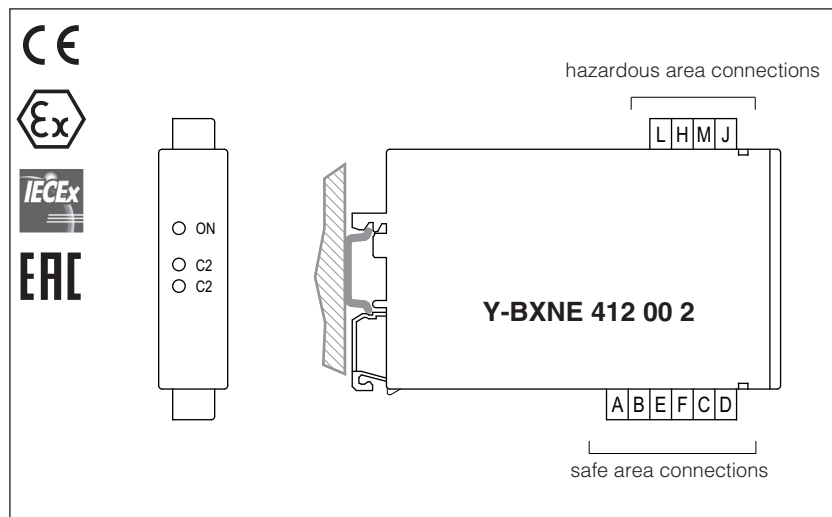


Safety barriers for on-off intrinsically safe valves

DIN-rail panel format - **ATEX, IECEx, EAC**



Y-BXNE

Safety barriers are designed to electrically supply Atos intrinsically safe valves.

In intrinsically safe systems, the safety barrier is installed between the "safe area" and the "hazardous area" with potential presence of explosive gases and vapors, so that any fault that generates a high energy level, would not get carried over to the hazardous area.

Y-BXNE safety barriers are ATEX, IECEx and EAC certified according to the Ex ia protection mode

1 MODEL CODE OF I.S. BARRIER

Y-BXNE	412	00	*
Intrinsically safe barrier			Power supply: E = 110 / 230 VAC 2 = 24 / 48 VDC
Model: 412 = output voltage 19,5 V output current 170 mA 2 channels		00 = no options	

The above barrier can be used both for double or for single solenoid valves.
 With one barrier, two single solenoid valves can be operated but not contemporary

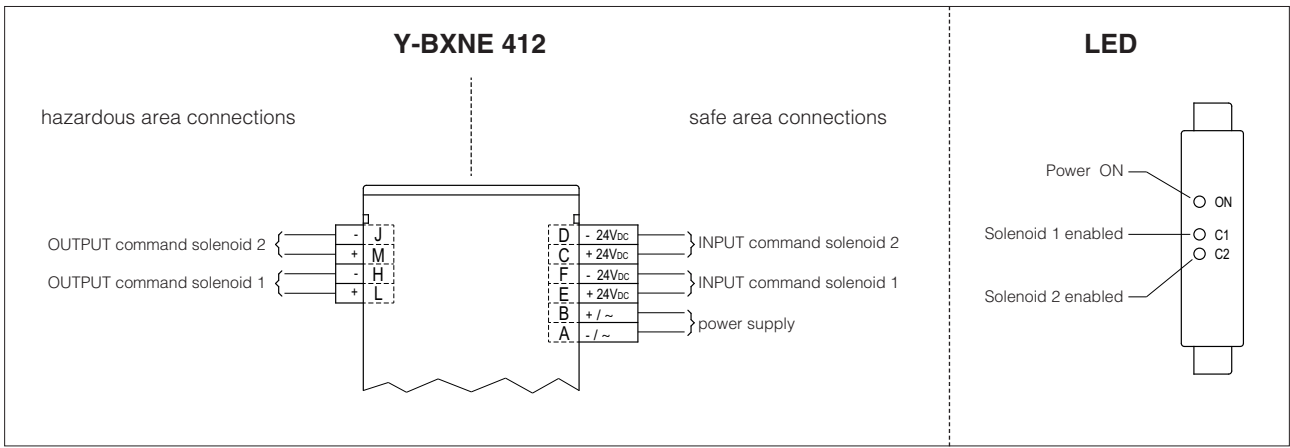
2 TECHNICAL CHARACTERISTICS

Power supply	21,6 ÷ 53 VDC or 110÷230 VAC ±10% (50/60 HZ)
Power consumption	< 3W
Output voltage Uo	19,5 V
Output current Io	170 mA
Output power Po	1,64 W
N° output channels	2
Galvanic insulation supply/output	2500 VAC / 50 Hz
Storage temperature	-25 °C ÷ +70 °C
Working temperature	-10 °C ÷ +60 °C
Format	Plastic box ; IP20 protection degree ; DIN-rail mounting as per EN50022
Electrical connections	screw terminals
Max conductor size	2,5 mm ² max
Mass	200 gr

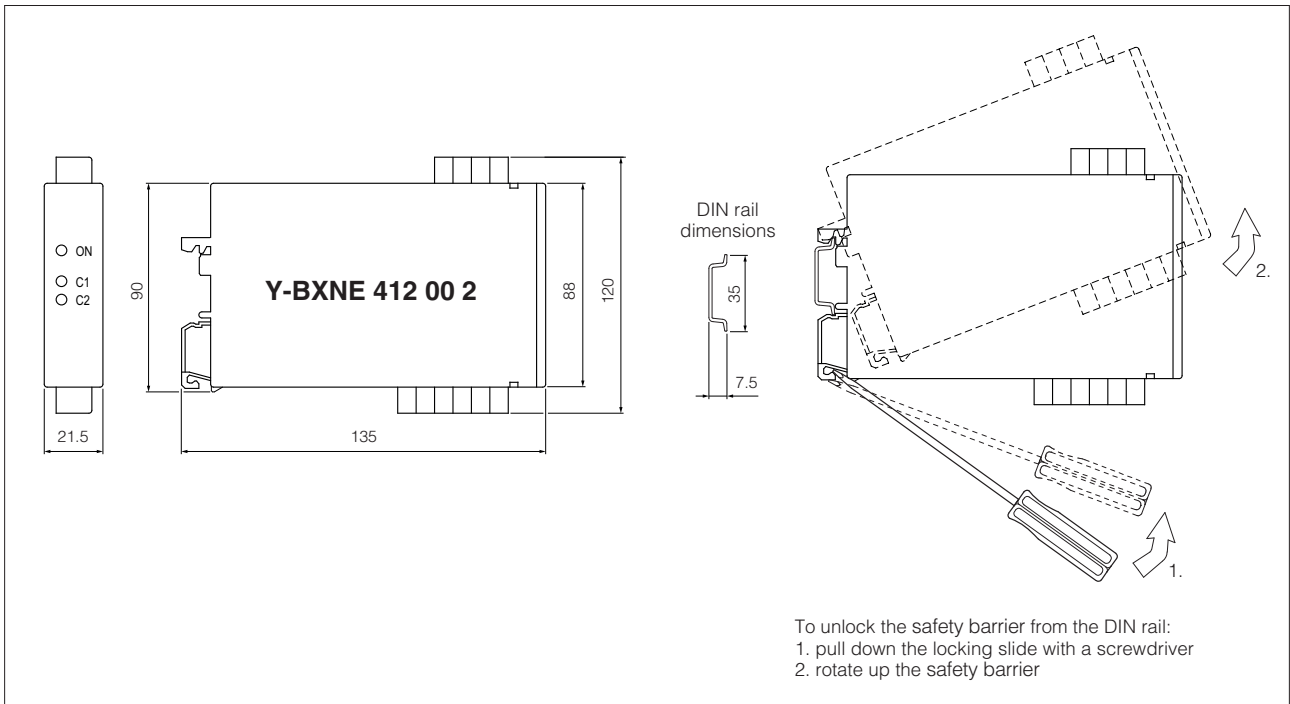
2.1 CERTIFICATION DATA

Certification	ATEX	IECEx	EAC
Type examination certificate	LCIE 02 ATEX 6104 X	LCI 09.0013 X	RU C - FR.ГБ08.B.00914
Method of protection	Ex II 1 G , Ex ia II C , Ex II 1 D , Ex ia D II C		Ex ia Ga IIC, Ex ia Ma I X, Ex ia Da IIIC X
Applicable standards	EN 60079-0 EN 61241-0 IEC 60079-0 IEC 61241-0	EN 60079-11 EN 61241-11 IEC 60079-11 IEC 61241-11	

3 ELECTRIC CONNECTIONS AND LED



4 OVERALL DIMENSION



5 INSTALLATION EXAMPLE

