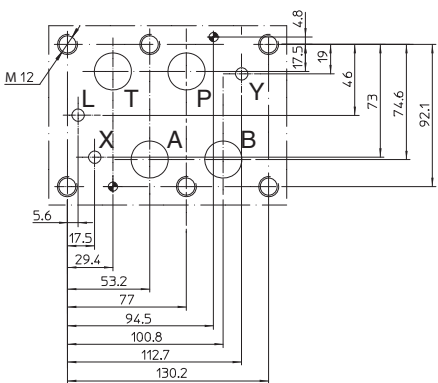
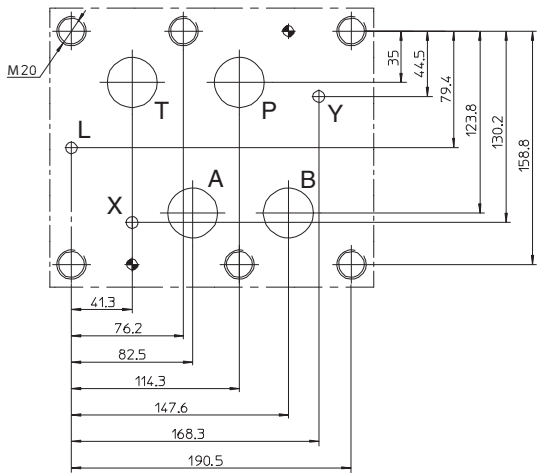
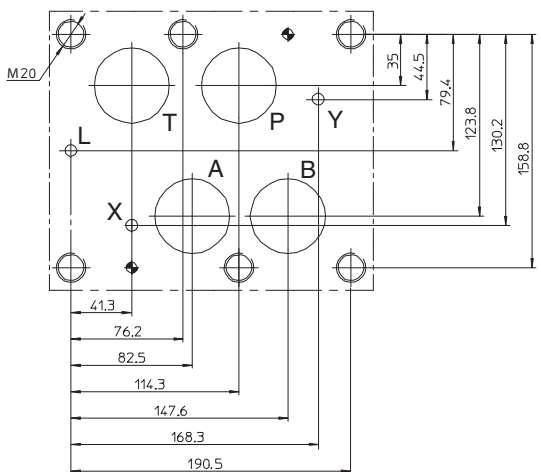


Mounting surfaces for electrohydraulic valves

ISO standard, for directional, pressure and flow control valves plus pressure switches

1 ISO 4401: 2005 - for directional, pressure and flow control valves

Mounting surfaces dimensions [mm]	ISO code / ports size [mm]	Valve type		
		industrial	ex-proof	stainless steel
<p>Y port only for 4401-03-03-0-05</p>	<p>4401-03-02-0-05</p> <p>P, A, B, T = \varnothing 7,5 max without Y port</p>	<p>DH* DLOH / DLOK DLEH / DLEHM QV-06 RZMO RZGO DHZE / DHZO DLHZO QVH* H* (modular)</p>	<p>DHA / DHW DLAH / DLWH RZMA RZGA DHZA DLHZA QVHZA</p>	<p>DHAX(S) DLAHX(S) DLAHMX(S) DLAHPX(S) DLHPX(S) HMPX(S)</p>
	<p>4401-03-03-0-05</p> <p>P, A, B, T = \varnothing 7,5 max Y = \varnothing 3,3 max</p>	<p>DHZO / Y DLHZO / Y</p>	<p>DHZA / Y DLHZA / Y</p>	
<p>X and Y port only for 4401-05-05-0-05</p>	<p>4401-05-04-0-05</p> <p>P, A, B, T = \varnothing 11,2 max without X and Y port</p>	<p>DKE DKZOR DLKZOR QVKZOR K* (modular)</p>	<p>DKZA DLKZA QVKZA</p>	
	<p>4401-05-05-0-05</p> <p>P, A, B, T = \varnothing 11,2 max X, Y = \varnothing 6,3 max</p>	<p>DKE/Y DKZOR / Y DLKZOR / Y DP-1* DPH-1* DPZO*-1*</p>	<p>DKZA / Y DLKZA / Y DPHA-1* / DPHW-1 DPZA*1</p>	
<p>Y = \varnothing 6,3 max</p>	<p>4401-07-07-0-05</p> <p>P, A, B, T = \varnothing 17,5 max Y = \varnothing 6,3 max</p>	<p>DP-2* DPH*-2* DPZO*-2* JP*-2* (modular)</p>	<p>DPHA-2 / DPHW-2 DPZA*-2</p>	

Mounting surfaces dimensions [mm]	ISO code / ports size [mm]	Valve type	
		industrial	ex-proof
	<p>4401-08-08-0-05</p> <p>P, A, B, T = Ø 25 max X, Y, L = Ø 11,2 max</p>	<p>DP-4* DPH*-4* DPZO*-4* JP*-3* (modular)</p>	<p>DPHA-4 / DPHW-2 DPZA*-4</p>
	<p>4401-08-08-0-05</p> <p>P, A, B, T = Ø 32 max X, Y, L = Ø 11,2 max</p>	<p>DPZO*-4M*</p>	<p>DPZA*-4M*</p>
	<p>4401-10-09-0-05</p> <p>P, A, B, T = Ø 32 max X, Y, L = Ø 11,2 max</p>	<p>DP-6* DPH*-6* DPZO*-6*</p>	<p>DPHA-6 DPZA*-6</p>
	<p>4401-10-09-0-05</p> <p>P, A, B, T = Ø 50 max X, Y, L = Ø 11,2 max</p>	<p>DPZO*-8*</p>	<p>-</p>

2 ISO 6264: 2007 - for pressure relief valves

Mounting surfaces dimensions [mm]	ISO code / ports size [mm]	Valve type	
		industrial	ex-proof
	<p>6264-06-09-1-97</p> <p>P, T = Ø 14,7 max X = Ø 4,8 max</p>	<p>AGAM-10 AGMZO-*-10</p>	<p>AGAM-10 / AO AGAM-10 / WO AGMZA-*-10</p>
	<p>6264-08-11-1-97</p> <p>P, T = Ø 23,4 max X = Ø 6,3 max</p>	<p>AGAM-20 AGMZO-*-20</p>	<p>AGAM -20 / AO AGAM-20 / WO AGMZA-*-20</p>
	<p>6264-10-17-1-97</p> <p>P, T = Ø 32 max X = Ø 6,3 max</p>	<p>AGAM-32 AGMZO-*-32</p>	<p>AGAM-32 / AO AGAM-32 / WO AGMZA-*-32</p>

3 ISO 5781: 2000 - for pressure reducing and piloted check valves

Mounting surfaces dimensions [mm]	ISO code / ports size [mm]	Valve type	
		industrial	ex-proof
	<p>5781-06-07-0-00</p> <p>A, B = Ø 14,7 max X, Y = Ø 4,8 max</p>	<p>AGIS-10 AGIR-10 AGIU-10 AGRL*-10 AGRCZO*-*-10</p>	<p>AGRCZA*-*-10</p>
	<p>5781-08-10-0-00</p> <p>A, B = Ø 23,4 max X, Y = Ø 4,8 max</p>	<p>AGIS-20 AGIR-20 AGIU-20 AGRL*-20 AGRCZO*-*-20</p>	<p>AGRZA*-*-20</p>
	<p>5781-10-13-0-00</p> <p>A, B = Ø 32 max X, Y = Ø 4,8 max</p>	<p>AGIS-32 AGIR-32 AGIU-32 AGRL*-32</p>	<p>-</p>

4 ISO 16873: 2002 - for pressure switches

Mounting surfaces dimensions [mm]	ISO code / ports size [mm]	Valve type
	<p>16873-01-01-0-02</p> <p>P = Ø 4 max</p>	<p>MAP</p>